

# BA 80H Diesel Driven

## High Head Clear Liquid Pump

Max. 200 m<sup>3</sup>/hour, Max. 90 mwc



### Pump specifications:

<b>Type</b>	BA80H D315
<b>Max. flow</b>	200 m <sup>3</sup> /hour
<b>Max. pressure</b>	90 mwc
<b>Connections</b>	Discharge DN80
<b>Connections</b>	Suction DN150
<b>Solids handling</b>	25 mm
<b>Impeller type</b>	Closed impeller
<b>Priming system</b>	BBA MP50
<b>Engine</b>	Perkins 1104D-44TA
<b>Emission standard</b>	Stage IIIA
<b>Canopy</b>	M10-25
<b>Weight (net)</b>	2100 kg
<b>Sound level</b>	Approx. 70 dB(A) at 10m

## FEATURES

### BA auto prime pump

The BA range of pumps have been designed with a clear focus on reliability, efficiency and durability. Featuring a 100% mechanical priming system, the BA series pumps quickly prime and re-prime, even from dry conditions. The heavy build style of both pump and canopy make the BA range perfect for use in the strenuous contractor market.

### World-class performance

The BA range is built to be deployed on the most demanding dewatering and sewage bypassing applications. Using high efficiency pumps and state-of-the-art diesel engines, the pumps offer maximum performance at minimal cost, fully in-sync with the company philosophy of "Lowest cost of ownership".

### Sustainability

- High efficiency pumps minimising fuel consumption
- Corrosion free hot dip galvanised canopy
- Corrosion free composite door panels and powder coated plating
- 100% Oil-spill free priming system
- Fully bunded unit eliminating fuel/oil spills at all times

### Complete package designed & built by BBA Pumps

- Complete in-house design & production
- Over 60 years of experience in the market
- Extensive testing facility in-house
- Contemporary & functional design
- Durable & eco-friendly materials
- Custom builds available

### After sales service & product support

- Single supplier for parts, spares & accessories
- Dedicated customer help-desk (24h service)
- Dedicated service department in-house
- Global parts distribution network
- Optional global on-site servicing
- Extensive training options available (technical & commercial), on-site or in-house

# BA 80H Diesel Driven

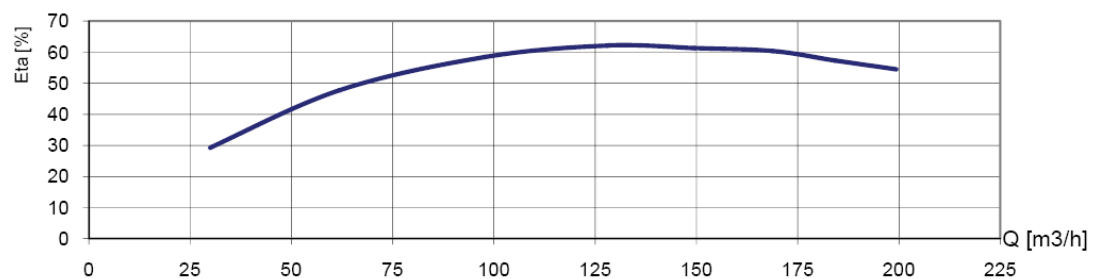
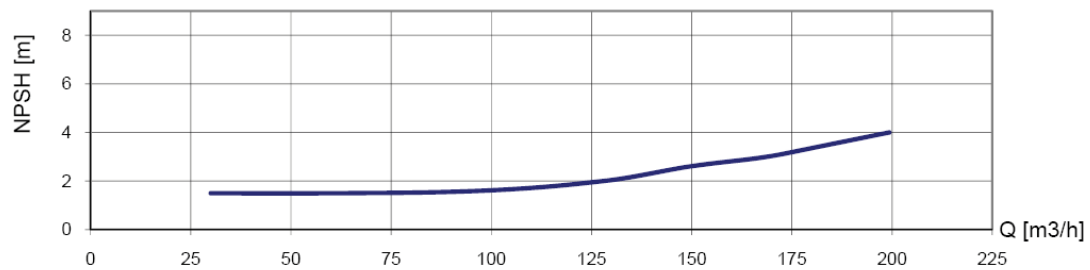
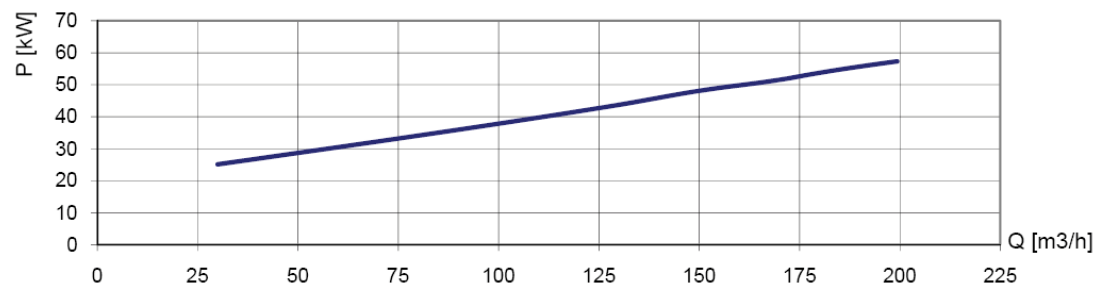
High Head Clear Liquid Pump

Max. 200 m<sup>3</sup>/hour, Max. 90 mwc



## PERFORMANCE CURVES (2200 RPM)

Continuous duty according ISO 9906



# BA 80H Diesel Driven

## High Head Clear Liquid Pump

Max. 200 m<sup>3</sup>/hour, Max. 90 mwc



### STANDARD TECHNICAL SPECIFICATIONS


#### BBA auto prime pump

<b>Pump type</b>	BA80H D315
<b>Max. flow</b>	200 m <sup>3</sup> /hour
<b>Max. head</b>	90 mwc
<b>Impeller type</b>	Closed impeller
<b>Solids handling</b>	25 mm
<b>Pump casing</b>	Cast iron GG20
<b>Impeller</b>	Ductile iron GGG40
<b>Wear ring</b>	Cast iron GG20
<b>Pump shaft</b>	Stainless steel 316
<b>Shaft seal</b>	Mechanical seal
<b>Seal faces</b>	Tung/Sic
<b>Seal rubber</b>	Viton



#### BBA priming system

<b>Pump type</b>	BBA MP50 Diaphragm pump
<b>Air handling capacity</b>	50 m <sup>3</sup> /h (30 CFM)
<b>Max. vacuum</b>	8.5 m (29 inHg)
<b>Drive</b>	Toothed belt (continuous drive)
<b>Float box</b>	Aluminium
<b>Non return valve</b>	Cast iron GG25
<b>Check valve disc</b>	Buna-N



#### Engine

<b>Engine brand</b>	Perkins
<b>Engine type</b>	1104D-44TA
<b>Flywheel power</b>	80 kW (108 Hp)
<b>Max. engine speed</b>	2200 RPM
<b>Fuel consumption</b>	230 g/kWh
<b>Displacement</b>	4.4 l
<b>Number of cylinders</b>	4
<b>Cooling system</b>	Water cooled
<b>Exhaust emission EU</b>	Stage IIIA



#### BBA dashboard LC20

- Auto start/stop system
- Two float switches included (10m cable)
- Switch Manual-O-Auto
- Tachometer
- Hour counter
- Warning lights "oil and engine temperature"
- Warning light "auto stand-by"

#### Fuel system

- Composite fuel tank 300 L
- Fuel tank cap Ø 100 mm
- Electronic fuel injection system

#### Electrical system & safety features

- Premium quality battery
- Nominal voltage 12 Volt
- Engine safety features like overload shutdown

# BA 80H Diesel Driven

## High Head Clear Liquid Pump

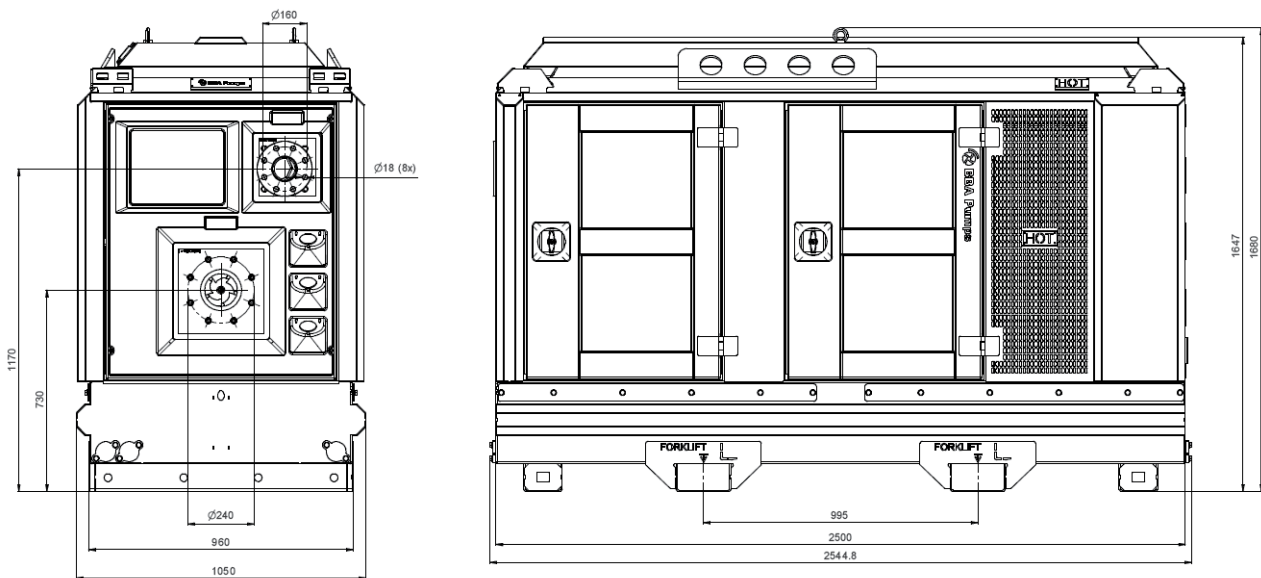
Max. 200 m<sup>3</sup>/hour, Max. 90 mwc



### CANOPY M10-25

#### BBA sound attenuating canopy

<b>Canopy type</b>	M10-25
<b>Dimensions L x W x H</b>	2500 x 1050 x 1680 mm
<b>Basic frame</b>	Hot dip galvanised
<b>Doors</b>	4 Easy-access doors (lockable)
<b>Front- and door panels</b>	Composite ABS/ASA
<b>Fuel tank</b>	PE net 300 ltr
<b>Fuel tank autonomy</b>	15-17 hours (at 2200 rpm BEP)
<b>Fuel tank cap</b>	100 mm
<b>Module (10-23 kit)</b>	Oil drain pump – battery isolator – external fuel tank connector
<b>Forklift pockets</b>	Fitted with 2 forklift pockets
<b>Lifting point</b>	Fitted with 2 lifting points
<b>Connections</b>	Please consult “auxiliary items”
<b>Exhaust system</b>	Fully integrated in canopy
<b>Additional</b>	Fitted with oil-water separator
<b>Documentation box</b>	BBA user manual and warranty book



Actual dimensions (in mm and inches) may vary depending on selected quick couplings.

# BA 80H Diesel Driven

## High Head Clear Liquid Pump

Max. 200 m<sup>3</sup>/hour, Max. 90 mwc



### Closed impeller

Ductile iron GGG40 abrasion resistant, free passage 25mm.



### Priming system

Diaphragm pump, air-cooled, water-resistant and oil-spillage free. Air capacity of 50 m<sup>3</sup> per hour.



### Easy inspection

Oil glasses, drain valves and fill plugs are all easily accessible.



### Fuel tank

Fully bunded, corrosion-free, 300 liter, high-density polyethylene (HDPE) fuel tank, located in base of canopy.



### Safety

Extremely durable and lockable T-locks offering perfect grip.



### Large inspection covers

Easy access to float box, impeller and non-return valve.



### 4 Year limited warranty

The BBA limited warranty covers years or operating hours whichever occurs first. For more details please consult the BBA warranty book.



### User Manual BA series

Extensive user manual with important information concerning the pump unit, pump installation and safety warnings. Available in several languages.