

EOV PUMP RANGE



HORIZONTAL END SUCTION, **MECHANICALLY SEALED**, CENTRIFUGAL PUMPS



- ∞ CAPACITY <330 M³/HR
- ∞ HEAD <88 metres
- ∞ DESIGNED TO ISO2858
- ∞ HIGHER EFFICIENCY PERFORMANCE
- ∞ CORROSION RESISTANT
- ∞ FLEXIBLE DESIGN TO YOUR SPEC
- ∞ MACHINED FROM THERMOPLASTIC

Part of the
MECHANICAL SEAL
Pump Range



PP



PPM



ECC

∞ EOV RANGE OVERVIEW

The new corrosion resistant EOV centrifugal pump range gives you up to 15% increase in performance whilst consuming up to 20% less power compared to the previous industry trusted ECC range. This huge improvement in efficiency means you will reduce your energy consumption costs and reduce your risk of unplanned downtime.



Every EOV pump is designed and manufactured by Crest in the UK which means we have the facility to tailor pumps to your exact requirements, whether this be a specific cartridge seal configuration or the pump built to match your exact dimension requirements. We can supply a pump that is exactly right for you.

∞ FULL LIFETIME SUPPORT

At Crest, when we put our name on a pump, we're making a serious commitment. It's more than a promise or a guarantee. It's a commitment to give you great quality life-long service for pumps that will last, even in the most corrosive of environments.

No matter how old your pump becomes, in the unlikely scenario that you encounter a problem, our engineers will be on hand to diagnose the issue and help you get up and running again.



2 YEARS WARRANTY



ATEX ZONE 1/2 CERTIFIED



FLEXIBLE TO DESIGN SPEC



CHOICE OF MATERIALS



CORROSION RESISTANCE



NO OBSOLETE PARTS POLICY

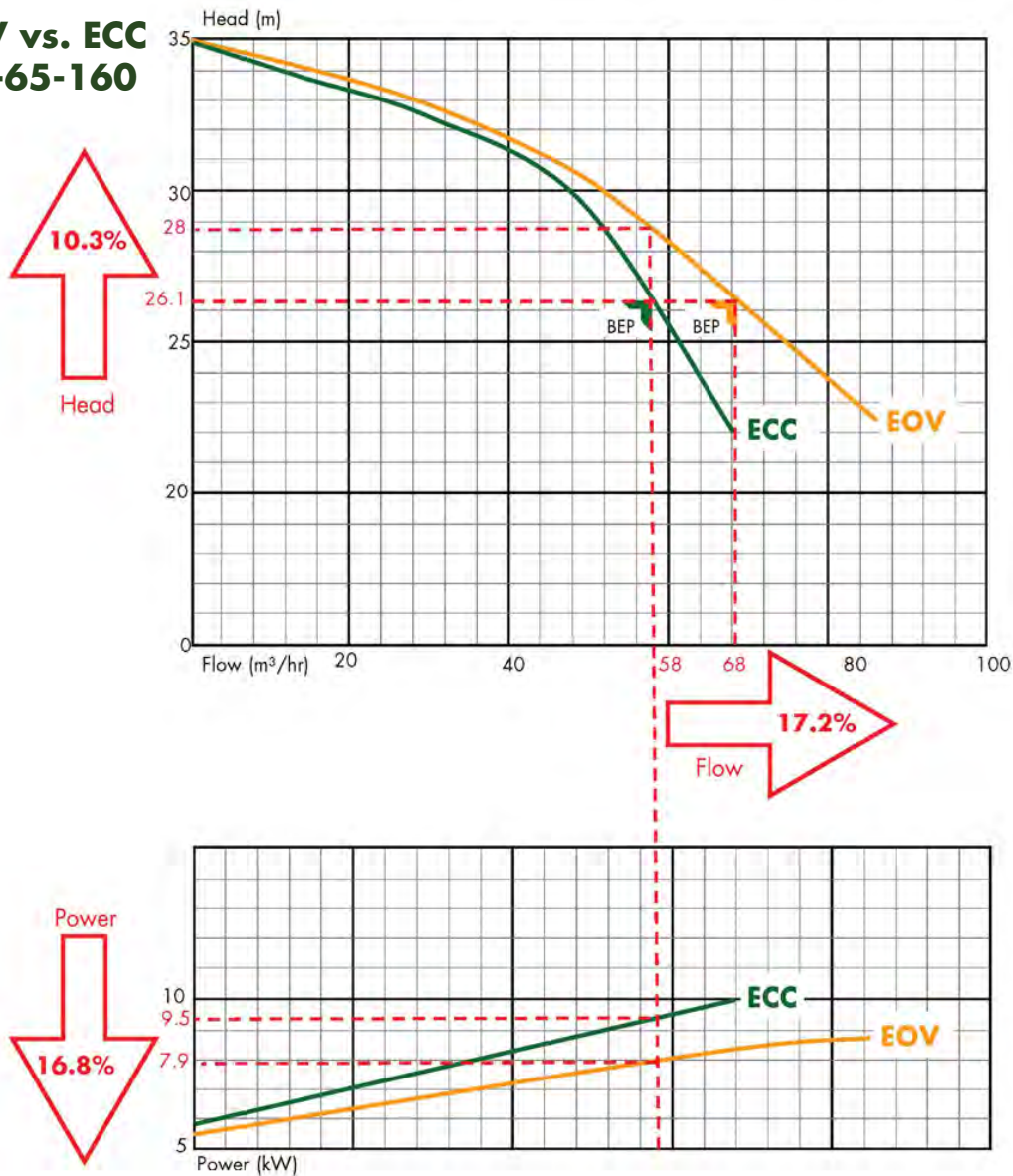
PLASTIC MECHANICALLY SEALED PUMPS

Prime Fluid Management
0800 482 747
info@primefluid.co.nz | primefluid.co.nz

EOV PUMP RANGE

HORIZONTAL END SUCTION, **MECHANICALLY SEALED**, CENTRIFUGAL PUMPS

EOV vs. ECC 80-65-160



The New EOV range is based on a radically re-designed volute casing and impeller featuring an improved vane design that improve efficiencies by up to 35%. Not only are flow rates and discharge pressures increased, these improvements are achieved absorbing considerably less power and reducing your running costs.

Designed using the latest software and proven by extensive testing, the volute casing incorporates the optimum shape and cutwater clearances whilst

the impeller has the perfect combination of number, depth and shape of vane for maximum efficiency.

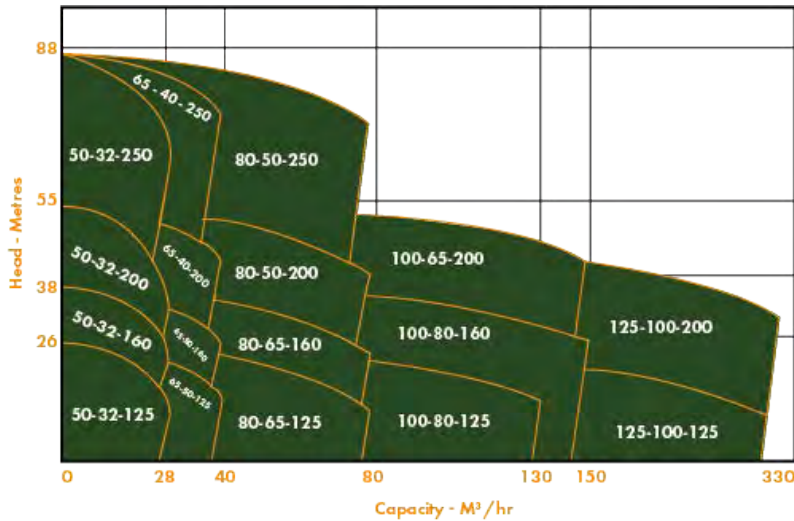
All components are machined from solid for added strength and consistency. The semi-open impeller design allows for some passage of solids, whilst the improved hydraulic design ensures excellent performance in low NPSH applications as well as minimal mechanical vibrations ensuring a longer life.

EOV PUMP RANGE

HORIZONTAL END SUCTION, **MECHANICALLY SEALED**, CENTRIFUGAL PUMPS

∞ RANGE CURVES

Pump curves for the mechanically sealed EOV Pump Range.



How much are your pumps **REALLY** costing you?

Try our BPMA approved Life Cycle Cost calculator to help work out how much you could save...

www.crestpumps.co.uk/lcc

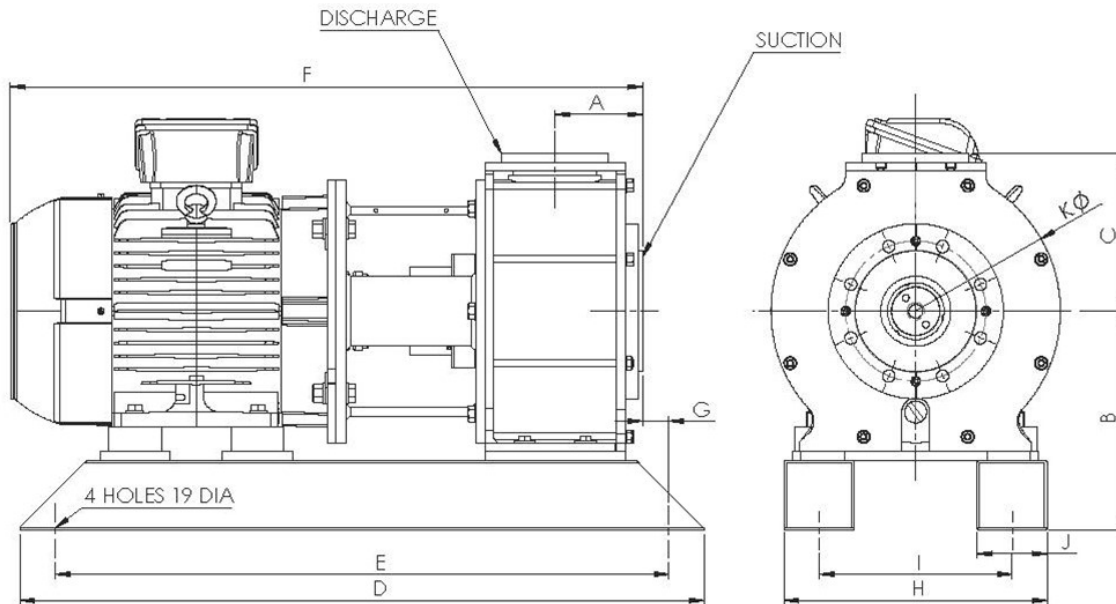
MODEL	SUCTION (mm)	DISCHARGE (mm)	SPEED (rpm)	RATED FLOW (m ³ /hr)	RATED HEAD (m)	MAX FLOW (m ³ /hr)	MAX HEAD (m)	MOTOR OUTPUT (kW)
50-32-125	50	32	2900	15	20	24	24	2.2
50-32-160	50	32	2900	13	32	24	36	4
50-32-200	50	32	2900	13	50	24	55	7.5
50-32-250	50	32	2900	13	80	24	85	18.5
65-40-125	65	40	2900	25	20	33	26	3
65-40-160	65	40	2900	25	32	33	40	5.5
65-40-200	65	40	2900	25	50	36	58	11
65-40-250	65	40	2900	25	80	38	82	18.5
80-50-125	80	50	2900	50	20	75	22	5.5
80-50-160	80	50	2900	50	32	85	36	11
80-50-200	80	50	2900	50	50	70	56	15
80-50-250	80	50	2900	50	80	70	82	30
100-65-125	100	65	2900	100	20	110	23	11
100-65-160	100	65	2900	100	32	125	38	18.5
100-65-200	100	65	2900	100	50	140	55	30
125-80-160	125	80	2900	130	30	180	36	18.5
125-100-200	125	100	2900	250	40	350	55	75

EOV PUMP RANGE

HORIZONTAL END SUCTION, **MECHANICALLY SEALED**, CENTRIFUGAL PUMPS

∞ RANGE DIMENSIONS

For specific 3D CAD drawings or dimensions, please contact us at info@crestpumps.co.uk or call +44 (0)1425 627700.



MODEL	A	B	C	D	E	F	G	H	I	J
50-32-125	80	202	140	*	*	*	27	260	180	80
50-32-160	80	222	160	*	*	*	30	300	220	80
50-32-200	80	250	180	*	*	*	30	300	220	80
50-32-250	100	270	225	*	*	*	30	370	240	80
65-40-125	80	202	140	*	*	*	27	260	180	80
65-50-125										
65-40-160	80	222	160	*	*	*	27	260	180	80
65-50-160										
65-40-200	100	250	180	*	*	*	27	320	240	80
65-40-250	100	270	180	*	*	*	30	320	240	80
80-50-125	100	250	160	*	*	*	30	320	240	80
80-65-125										
80-50-160	100	250	180	*	*	*	30	300	260	80
80-65-160										
80-50-200	100	250	200	*	*	*	30	320	240	80
80-50-250	125	270	225	*	*	*	33	320	240	80
100-65-125	100	250	180	*	*	*	30	320	240	80
100-80-125										
100-65-160	100	250	200	*	*	*	30	320	240	80
100-80-160										
100-65-200	100	310	225	*	*	*	44	400	300	100
125-80-160	125	310	225	*	*	*	40	400	300	100
125-100-200	125	310	280	*	*	*	43	400	300	100

1. All dimensions are in mm.
2. Assembly tolerances are +/- 3mm.
3. * Pump length and size depends on motor type and brand

EOV PUMP RANGE

HORIZONTAL END SUCTION, **MECHANICALLY SEALED**, CENTRIFUGAL PUMPS

APPLICATIONS



CHEMICAL

Chemical applications include chemical transfer, dosing, re-circulation, filtration, fume scrubbing and tanker off-loading.



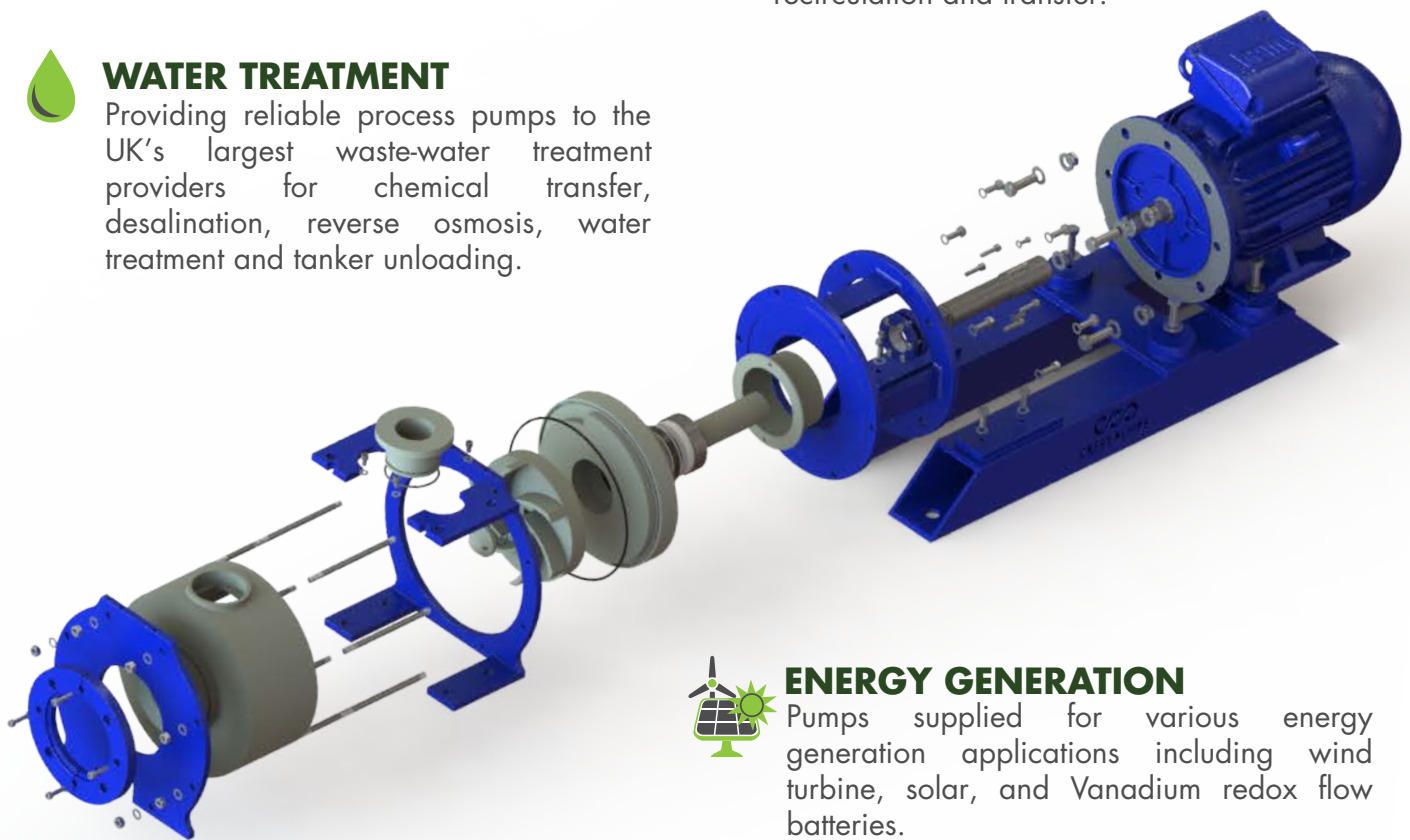
BIOFUELS

Fully ATEX certified process pumps for transfer of liquids in explosive atmospheres, solids handling, tanker unloading, recirculation and transfer.



WATER TREATMENT

Providing reliable process pumps to the UK's largest waste-water treatment providers for chemical transfer, desalination, reverse osmosis, water treatment and tanker unloading.



ENERGY GENERATION

Pumps supplied for various energy generation applications including wind turbine, solar, and Vanadium redox flow batteries.



PETROCHEMICAL

Previous petrochemical installations include high temperature, high pressure, highly viscous applications as well as chemical injection, re-circulation, off-loading and solid handling.



MARINE

Centrifugal pumps supplied for various below deck applications including ballast water treatment, electrolysis, desalination and sea water cooling systems.

CREST PUMPS - UTILISED BY



PLASTIC MECHANICALLY SEALED PUMPS

Prime Fluid Management

0800 482 747

info@primefluid.co.nz | primefluid.co.nz