

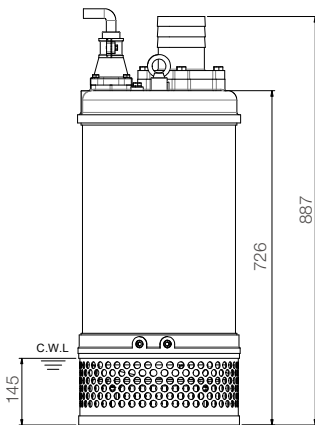
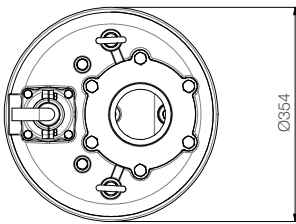
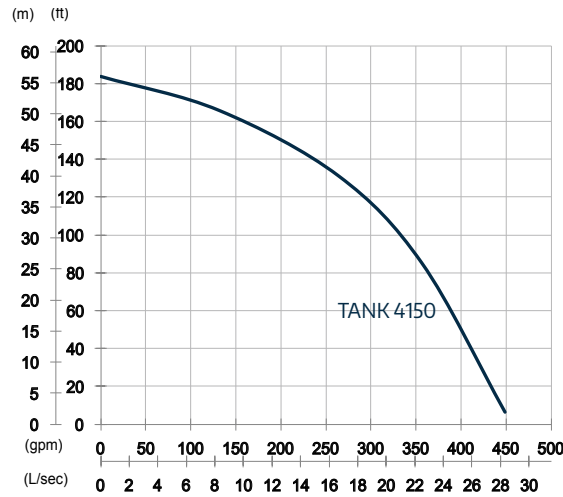
Tank 4150

High Chrome Dewatering Pump 50HZ



Pump specifications

OUTPUT	HEAD	FLOW
15kW	Rated : 40m	Rated : 16.7L/s
20HP	Max : 56m	Max : 28.3L/s
SHAFT SPEED		2850rpm
OUTLET		100mm
SOLID PASSAGE		15mm



unit : mm

Weight : 141kg

Features

Pump Type

Electric Submersible Pumps
 3-Phase

Motor

Type: Induction Motor
 Poles: 2 Pole
 Insulation: Class F
 Protector: Circle Thermal Protector
 Starter: D.O.L.

Lubricant

Food Grade (ISO VG32)

Impeller Type

Opened

Shaft Seal

Double Mechanical Seal
 Silicon Carbide VS Ceramic / Carbon

Bearings

C3 Shielded ball bearings

Cable

PVC (CSA Certified) / H07BQ-F
 10m or longer upon request

Materials

Pump Casing: Gray Iron
 Impeller: Chromium Iron
 Motor Frame: Gray Iron
 Motor Shaft: Stainless Steel
 Strainer: Stainless Steel

Max. Liquid Temperature

40°C

Max. Submersion Depth

20m

pH Range

pH 5 - pH 8