

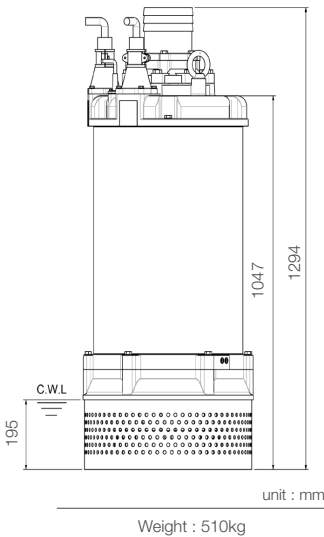

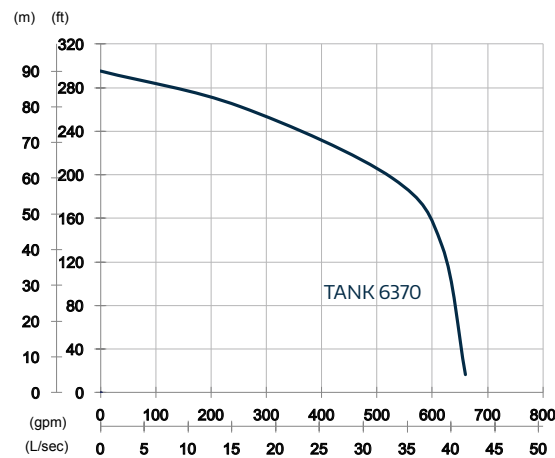
Tank 6370

High Chrome Dewatering Pump 50HZ



Pump specifications

OUTPUT	HEAD	FLOW
37kW	Rated : 60m	Rated : 33.3L/s
50HP	Max : 90m	Max : 41.6L/s
SHAFT SPEED		2850rpm
OUTLET		150mm
SOLID PASSAGE		10mm



Features

Pump Type
 Electric Submersible Pumps
 3-Phase

Motor
 Type: Induction Motor
 Poles: 2 Pole
 Insulation: Class F
 Protector: D.O.L · Circle Thermal Protector
 Star-Delta · Miniature Thermal Sensors
 Starter: D.O.L · Star-Delta

Lubricant
 Food Grade (ISO VG32)

Impeller Type
 Closed

Shaft Seal
 Double Mechanical Seal
 Silicon Carbide VS Ceramic / Carbon

Bearings
 C3 Shielded ball bearings

Cable
 PVC (CSA Certified) / H07BQ-F
 10m or longer upon request

Materials
 Pump Casing: Ductile Iron
 Impeller: Chromium Iron
 Motor Frame: Gray Iron
 Motor Shaft: Stainless Steel
 Outer Case: Carbon Steel
 Strainer: Carbon Steel

Max. Liquid Temperature
 40°C

Max. Submersion Depth
 20m

pH Range
 pH 5 - pH 8