

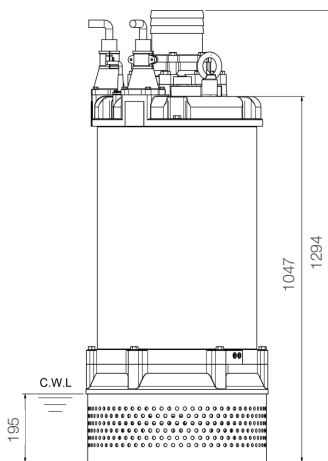
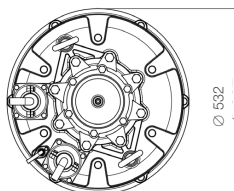
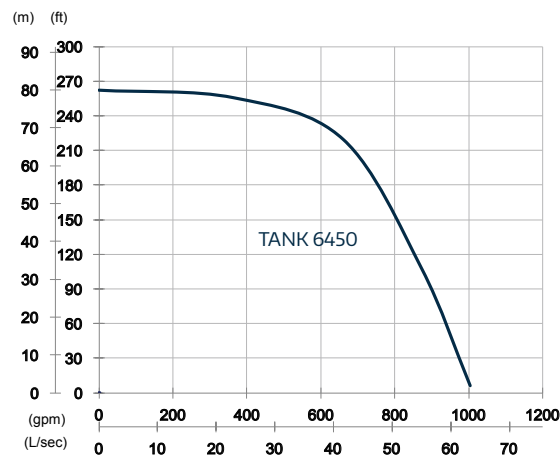
Tank 6450

High Chrome Dewatering Pump 50HZ



Pump specifications

OUTPUT	HEAD	FLOW
45kW	Rated : 68m	Rated : 41.6L/s
60HP	Max : 80m	Max : 63.3L/s
SHAFT SPEED		2850rpm
OUTLET		150mm
SOLID PASSAGE		10mm



unit : mm
 Weight : 530kg

Features

Pump Type

Electric Submersible Pumps
 3-Phase

Motor

Type: Induction Motor
 Poles: 2 Pole
 Insulation: Class F
 Protector: Star-Delta · Miniature Thermal Sensors
 Starter: Star-Delta

Lubricant

Food Grade (ISO VG32)

Impeller Type

Closed

Shaft Seal

Double Mechanical Seal
 Silicon Carbide VS Ceramic / Carbon

Bearings

C3 Shielded ball bearings

Cable

PVC (CSA Certified) / H07BQ-F
 10m or longer upon request

Materials

Pump Casing: Ductile Iron
 Impeller: Chromium Iron
 Motor Frame: Gray Iron
 Motor Shaft: Stainless Steel
 Outer Case: Carbon Steel
 Strainer: Carbon Steel

Max. Liquid Temperature

40°C

Max. Submersion Depth

20m

pH Range

pH 5 - pH 8