

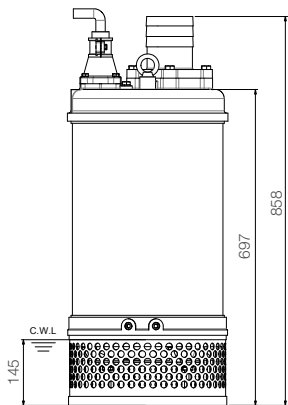
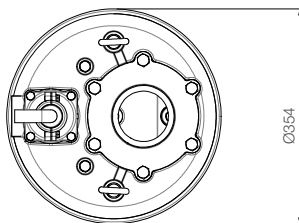
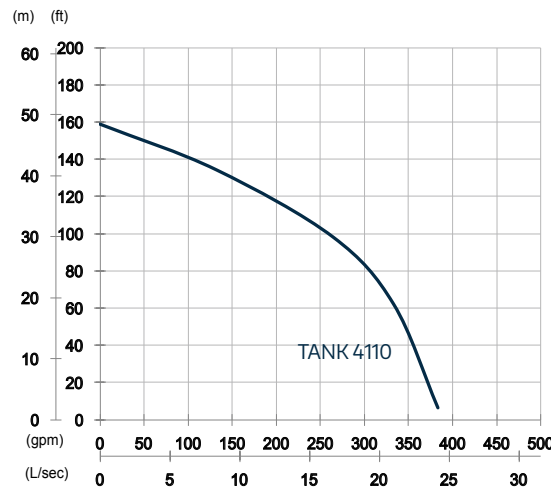
Tank 4110

High Chrome Dewatering Pump 50HZ



Pump specifications

| OUTPUT | HEAD | FLOW |
|----------------------|-------------|-----------------|
| 11kW | Rated : 30m | Rated : 16.7L/s |
| 15HP | Max : 48.5m | Max : 24.2L/s |
| SHAFT SPEED | | 2850rpm |
| OUTLET | | 100mm |
| SOLID PASSAGE | | 10mm |



unit : mm

Weight : 135kg

Features

Pump Type

Electric Submersible Pumps
 3-Phase

Motor

Type: Induction Motor
 Poles: 2 Pole
 Insulation: Class F
 Protector: Circle Thermal Protector
 Starter: D.O.L.

Lubricant

Food Grade (ISO VG32)

Impeller Type

Opened

Shaft Seal

Double Mechanical Seal
 Silicon Carbide VS Ceramic / Carbon

Bearings

C3 Shielded ball bearings

Cable

PVC (CSA Certified) / H07BQ-F
 10m or longer upon request

Materials

Pump Casing: Gray Iron
 Impeller: Chromium Iron
 Motor Frame: Gray Iron
 Motor Shaft: Stainless Steel
 Strainer: Stainless Steel

Max. Liquid Temperature

40°C

Max. Submersion Depth

20m

pH Range

pH 5 - pH 8