

BA100E Diesel Driven

Dewatering and Sewage Pump

Max. 265 m³/hour, Max. 35 mwc



Pump specifications:

Type	BA100E D265
Max. flow	265 m ³ /hour (1166 US GPM)
Max. pressure	35 mwc (117 ft.)
Connections	DN 100 (4")
Solids handling	80 mm (3,15")
Impeller type	Semi-open impeller
Priming system	BBA MP50
Engine	Perkins 404D-22
Canopy	M10-23
Weight (net)	1600 kg (3527 lb.)
Sound level	61 dB(A) at 10m

FEATURES

BA auto prime pump

The BA range of pumps have been designed with a clear focus on reliability, efficiency and durability. Featuring a 100% mechanical priming system, the BA series pumps quickly prime and re-prime, even from dry conditions. The heavy build style of both pump and canopy make the BA range perfect for use in the strenuous contractor market.

World-class performance

The BA range is built to be deployed on the most demanding dewatering and sewage bypassing applications. Using high efficiency pumps and state-of-the-art diesel engines, the pumps offer maximum performance at minimal cost, fully in-sync with the company philosophy of "Lowest cost of ownership".

Sustainability

- High efficiency pumps minimising fuel consumption
- Emissions in accordance with EU stage & US EPA Tier regulations
- Corrosion free hot dip galvanised canopy
- Corrosion free composite door panels and powder coated plating
- 100% Oil-spill free priming system
- Fully bunded unit eliminating fuel/oil spills at all times

Complete package designed & built by BBA Pumps

- Complete in-house design & production
- Over 60 years of experience in the market
- Extensive testing facility in-house
- Contemporary & functional design
- Durable & eco-friendly materials
- Custom builds available

After sales service & product support

- Single supplier for parts, spares & accessories
- Dedicated customer help-desk (24h service)
- Dedicated service department in-house
- Global parts distribution network
- Optional global on-site servicing
- Extensive training options available (technical & commercial), on-site or in-house



BA100E Diesel Driven

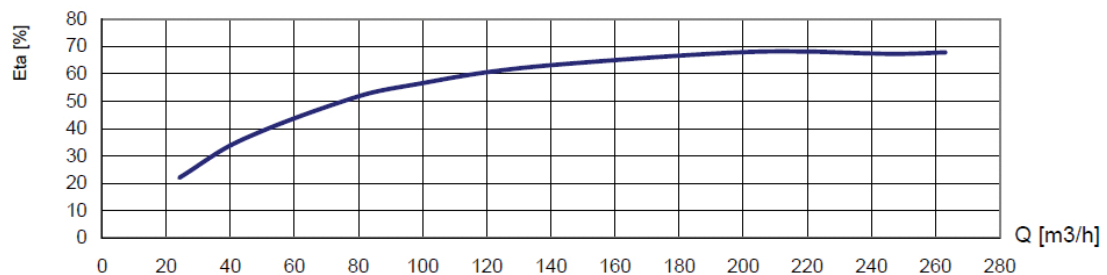
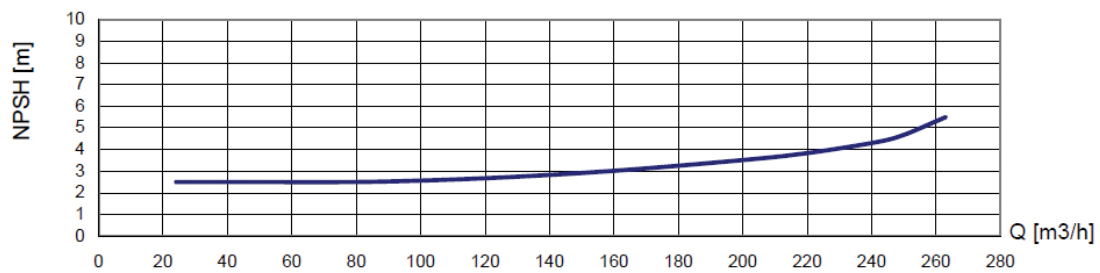
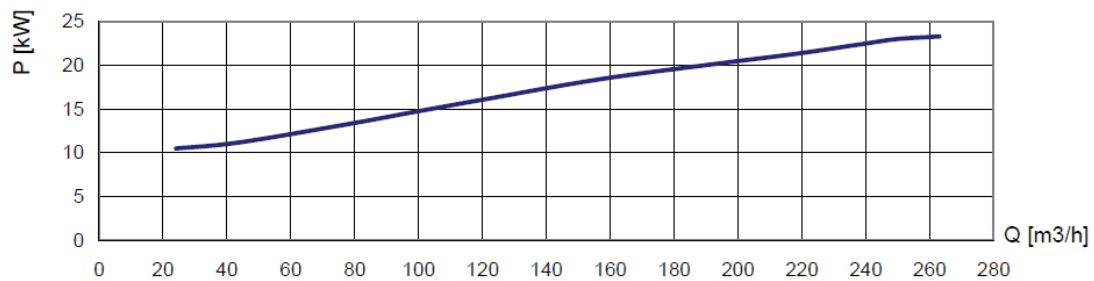
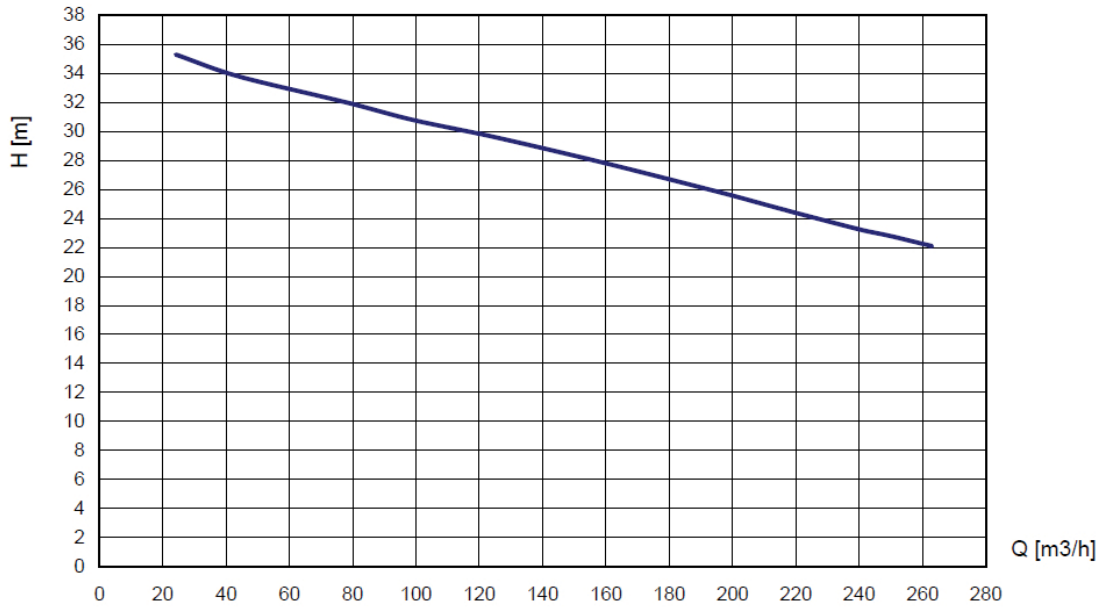
Dewatering and Sewage Pump

Max. 265 m³/hour, Max. 35 mwc



PERFORMANCE CURVES (1800 RPM)

Continuous duty according ISO 9906



BA100E Diesel Driven

Dewatering and Sewage Pump

Max. 265 m³/hour, Max. 35 mwc



STANDARD TECHNICAL SPECIFICATIONS

BBA auto prime pump

Pump type	BA100E D265
Max. flow	265 m ³ /hour (1166 US GPM)
Max. head	35 mwc (117 feet)
Impeller type	Semi-open impeller
Solids handling	80 mm (3.15 inch)
Pump casing	Cast iron GG20
Impeller	Chrome Moly 42CrM04
Wear plate	Chrome Moly 42CrM04
Pump shaft	C45
Shaft seal	Mechanical seal 60 mm (2.36 inch)
Seal faces	Tung/Sic
Seal rubber	Viton



BBA priming system

Pump type	BBA MP50 Diaphragm pump
Air handling capacity	50 m ³ /h (30 CFM)
Max. vacuum	8.5 m (29 inHg)
Drive	Toothed belt (continuous drive)
Float box	St 37 hot dip galv.
Non return valve	Cast iron GG25
Check valve disc	Buna-N



Engine

Engine brand	Perkins
Engine type	404D-22
Flywheel power	26 kW (35 Hp)
Max. engine speed	1500 – 1800 RPM
Fuel consumption	243 g/kWh
Displacement	2.2 l
Number of cylinders	4
Cooling system	Water cooled
Exhaust emission EU	Stage IIIA
Exhaust emission US	Tier 4i



BBA dashboard LC20

- Auto start/stop system
- Two float switches included (10m cable)
- Switch Manual-0-Auto
- Tachometer
- Hour counter
- Warning lights "oil and engine temperature"
- Warning light "auto stand-by"

Fuel system

- PE fuel tank 300 L. net (80 US Gallon)
- Fuel tank cap Ø 100 mm
- Fuel gauge on tank
- Mechanical fuel injection system
- Fitted with water separator & extra in-line fuel filter

Electrical system & safety features

- Nominal voltage 12 Volt
- Premium quality battery 92 amp.
- Low oil pressure shut down
- High temperature shut down

BA100E Diesel Driven

Dewatering and Sewage Pump

Max. 265 m³/hour, Max. 35 mwc



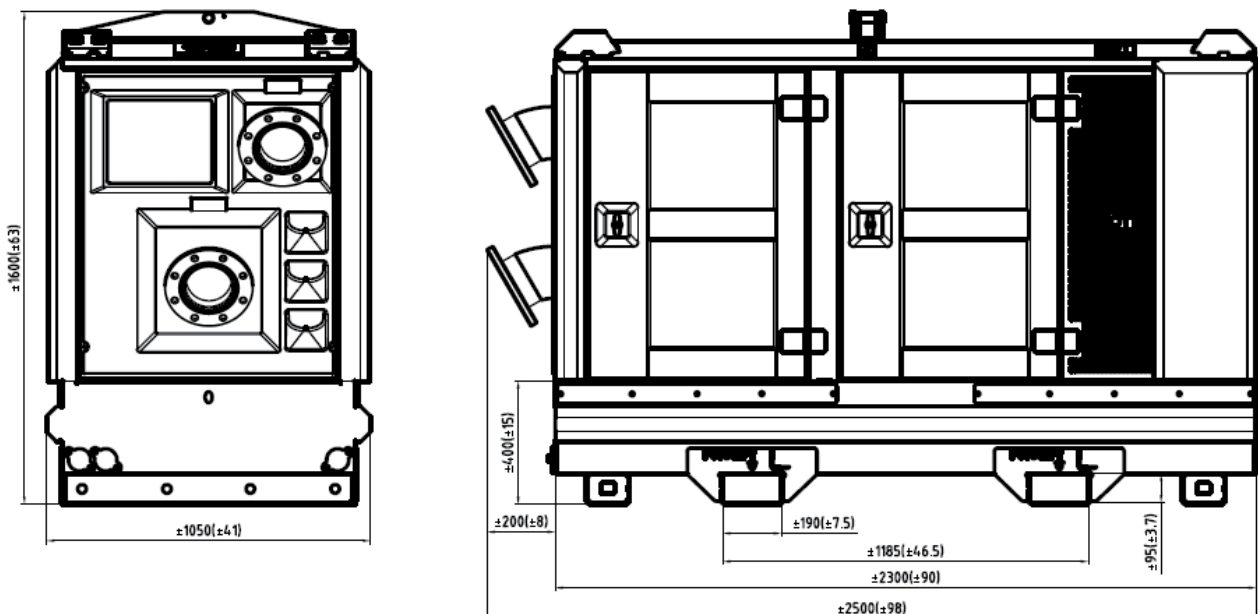
CANOPY M10-23

BBA sound attenuating canopy

Canopy type	M10-23
Dimensions L x W x H	2270 x 1050 x 1533 mm
Dimensions L x W x H	89.4 x 41.3 x 60.4 inch
Basic frame	Hot dip galvanised
Panels	ABS/ASA
Doors	4 Easy-access doors (lockable)
Fuel tank	PE net 300 ltr (80 US Gallon)
Fuel tank autonomy	40 hours (at 1800 rpm BEP)
Fuel tank cap	100 mm (4 inch)
Forklift pockets	Fitted with 2 forklift pockets
Lifting point	Fitted with single lifting point
Stackable	Canopy is stackable
Oil drain pump	Please consult "auxiliary items"
Connections	Please consult "auxiliary items"
Exhaust system	Fully integrated in canopy
Radiator box	Fitted with quick release system for easy cleaning
Additional	Fitted with oil-water separator

BBA E-lift[®] system

The M10-23 canopy has been fitted with the BBA E-lift[®] system. By removing the roof panel, the pump and diesel engine as a whole can be removed from the canopy effortlessly allowing easy preventative maintenance on the pump and diesel engine. In addition, as the canopy is not fitted with padding or insulation materials, it can be cleaned quickly using a pressure washer.



Actual dimensions (in mm and inches) may vary depending on selected quick couplings.

BA100E Diesel Driven

Dewatering and Sewage Pump

Max. 265 m³/hour, Max. 35 mwc



Semi-open impeller

Corrosion and abrasion resistant Chrome Moly (42CrM04) alloy.



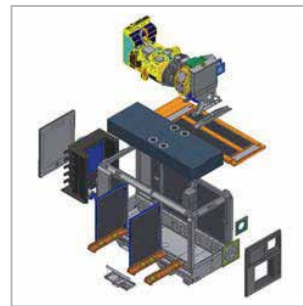
Fuel tank

Fully bunded, corrosion-free, 300 liter, high-density polyethylene (HDPE) fuel tank, located in base of canopy.



Safety

Extremely durable and lockable T-locks offering perfect grip.



Speedy servicing

By removing the roof panel, the pump and diesel engine as a whole can be removed from the canopy effortlessly allowing easy preventative maintenance on the pump and diesel engine.



Large inspection covers

Easy access to float box, impeller and non-return valve.




Easy inspection

Oil glasses, drain valves and fill plugs are all easily accessible.



4 Year limited warranty

The BBA limited warranty covers years or operating hours whichever occurs first. For more details please consult the BBA warranty book.



User Manual BA series

Extensive user manual with important information concerning the pump unit, pump installation and safety warnings. Available in several languages.