


Mini Dredges

DRF Series
Remote Control Dredging Solutions



Ultra-small dimensions



Simple to assemble

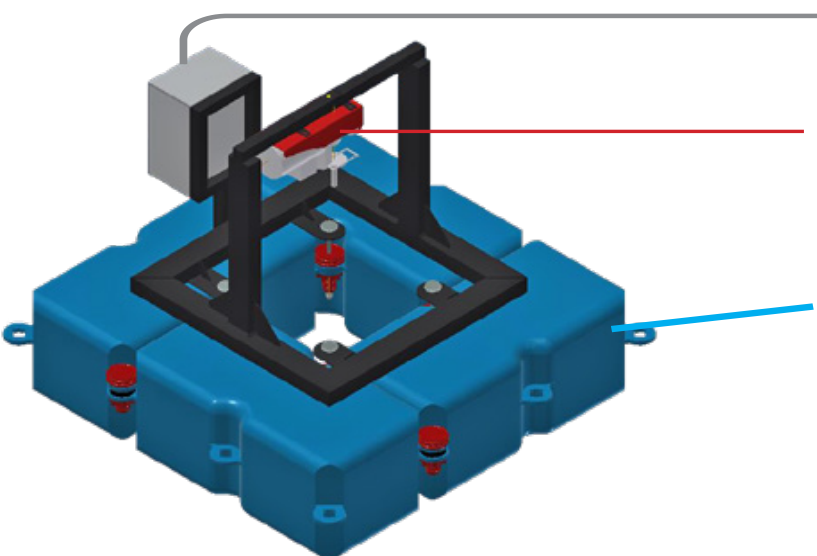


Small draught clearance



Versatile and customisable

Mini Dredges for DRF Series



Electrical panel

Electrical winch

To move the pump with precision

Floating polyethylene cubes


They guarantee stability thanks to a floating capacity of 350 of kg/m2.

Wired control

To manage the pump
Emergency stop



Mini Dredges

DRF Series
Remote Control dredging solutions**DRAGFLOW**

DRF30

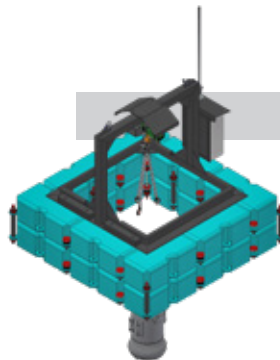
DIMENSIONS

Length: 2 m
Width: 2 m
Height: 1.5 m
Weight: 550 kg (pump included)

Winch: Max 300 kg
Cable length: 10 m
Wired control: 30 m

PUMP RANGES

- EL5
- EL7.5, EL7.5S, EL7.5SS
- EL10, EL10s, EL10SS
- EL12, EL12.5S, EL12.5SS



DRF50

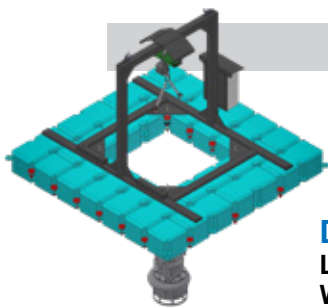
DIMENSIONS

Length: 2.5 m
Width: 2.5 m
Height: 2.3 m
Weight: 1,300 kg (pump included)

Winch: Max 560 kg
Cable length: 10 m
Wired control: 30 m

PUMP RANGES

- EL20, EL20s, EL20SS



DRF80

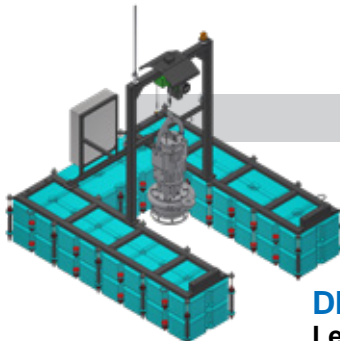
DIMENSIONS

Length: 3.5 m
Width: 3.5 m
Height: 2.6 m
Weight: 1,600 kg (pump included)

Winch: Max 800 kg
Cable length: 10 m
Wired control: 30 m

PUMP RANGES

- EL25, EL25S
- EL35, EL35HC
- EL354



DRF100

DIMENSIONS

Length: 4 m
Width: 3.5 m
Height: 3.7 m
Weight: 2,660 kg (pump included)

Winch: Max 2,000 kg
Cable length: 10 m
Wired control: 30 m

PUMP RANGES

- EL35S
- EL60
- EL354S
- EL1204HC